

# Live Traffic NSW



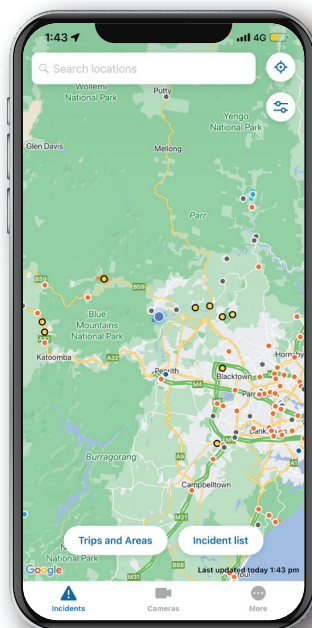
## How to create and save a trip

Live Traffic NSW provides real-time updates on road conditions and traffic incidents in NSW and across borders into QLD, SA, VIC and the ACT.

By creating and saving a trip, you can plan journeys and identify alternative routes, helping you make informed decisions during an emergency.

During natural disasters like bushfires, floods, and severe weather, stay informed on road closures, changes in traffic flow and changes in road conditions.

## Create and save a trip on your phone or device.

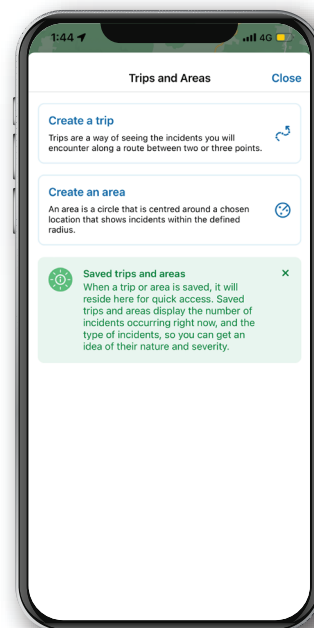


### Step 1

Open the Live Traffic NSW App.

When the map opens, it should automatically detect your location. (Note, Live Traffic NSW requires access to your location. Check device settings to ensure the app has access.)

Tap the Trips and Areas button on the lower left-hand side of the map.

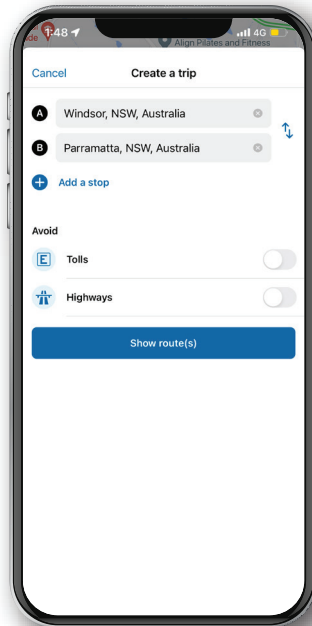


### Step 2

Now select Create a trip.

Extra tip: You can also choose an area from this section, by designating a circle centred around a chosen location. You can decide the radius of the circle, ranging from 1-50kms, and you will receive notifications of new incidents within that radius. Be as specific as a street address or alternatively, select a suburb. Select to avoid tolls and / or highways on route by toggling the on-off buttons. From here you can set up notifications for any new incidents that might impact your route.

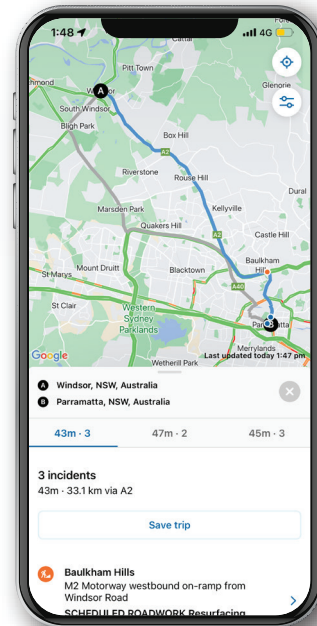




### Step 3

Type your departure address into Location A and your destination address into Location B. Add any additional stops. You can be as specific as a street address or alternatively select a suburb.

Once completed, tap Show Route(s).



### Step 4

The best route(s) will be shown, along with any incidents and/or warnings that may impact the journey.

To save this trip, tap on the Save trip button and name it.

## Important:

Combine app usage with other information channels including websites, local radio, social media, emergency service updates and personal observations to make informed decisions during a natural disaster.

Remember that in emergencies data and power services may become unstable.



## Get Ready NSW

Visit [nsw.gov.au/GetReadyNSW](https://nsw.gov.au/GetReadyNSW) to download these four apps.

